

SOLUTION

PATIENT FLOW REPORTING, ANALYTICS AND DASHBOARDING

EMPOWERING FASTER DECISION-MAKING

Driving operational efficiency is more challenging than ever. Staff shortages, information silos and new care delivery models contribute to significant complexity across healthcare organisations. In addition, operational leaders are inundated with vast amounts of data—most of it hard to understand, not actionable, and impactful on the ability to drive and sustain change.

TeleTracking's hospital and system operational analytics solution SynapseIQ (SIQ) combines powerful data and analytics to deliver timely, actionable insights and system-wide visibility of your organisation to your staff. The results include increased accountability, a dramatic reduction in operating costs and an increase in overall hospital performance.

Optimise Operations by Leveraging Our 30 Years of Patient Flow Expertise

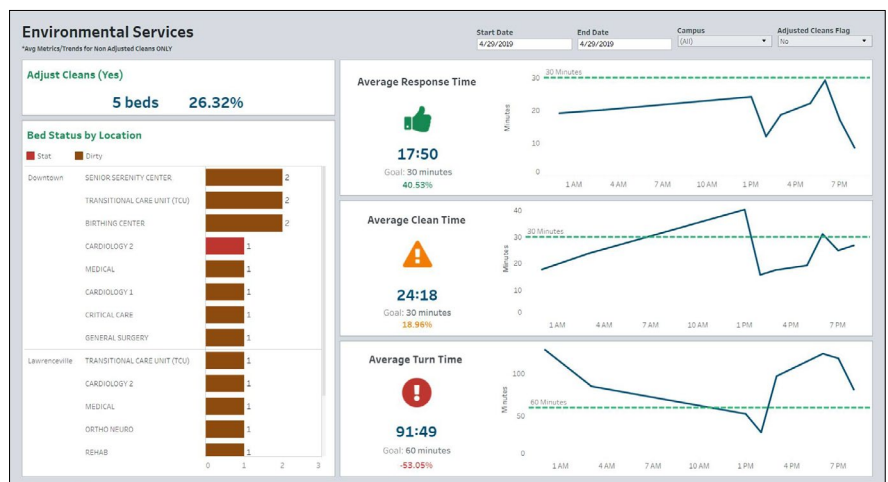
Our capacity management and patient flow solutions create a tremendous amount of data. Consuming the data, knowing what to measure and how your operations should be tracking can seem like an impossible challenge for already overworked and overburdened staff.

For over three decades, TeleTracking has been improving healthcare operations, and as a result, we have developed a series of best practices to help transform operations across healthcare systems.

Those best practices and expertise have been translated into a best-in-class, custom reporting solution designed to facilitate operational improvement, help your teams track the metrics that matter most based on your organisation's needs.



Area of Opportunity Executive Dashboard



Environmental Services (EVS) Dynamic Report - Analyst View

Our best practices can help you answer:

- ▶ The discharges times by time of day
- ▶ The overall turn-time (bed empty to bed occupied)
- ▶ Portering time
- ▶ True operational visibility from admission to discharge
- ▶ Operate more cohesively with shared situational awareness

In addition to historical reporting, TeleTracking's analytics solution provides a timely view of operations across an organisation—allowing teams to make critical patient care decisions in the moment.

A standard content package comprised of dashboards and reports optimised for analysts, patient flow command centre staff, the staff at daily huddles and the executive team ensures your entire organisation is consuming the same data.

A common operating picture makes it possible for teams to collaborate more effectively and gives them the advantage of speed in high pressure situations. With this visibility from TeleTracking, teams can at-a-glance prioritise incoming transfers and manage capacity in the moment—empowering them to effectively load-balance resources across the hospital and system.

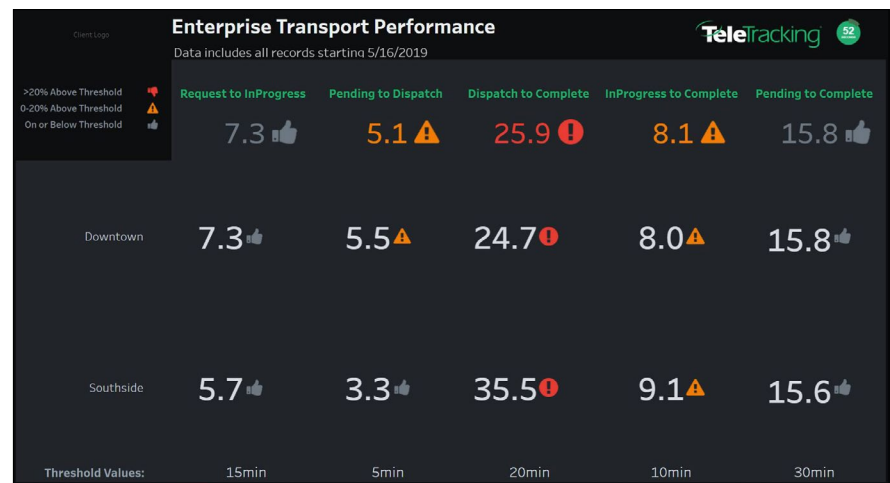
Reduce Siloed Decision-Making with Organisation-Wide Visibility

To truly get the most out of your TeleTracking solutions, you need a foundational layer, that fuses the data to provide a holistic view of patients accessing your health system, patients in your system, patients pending discharge and patients entering post-acute facilities.

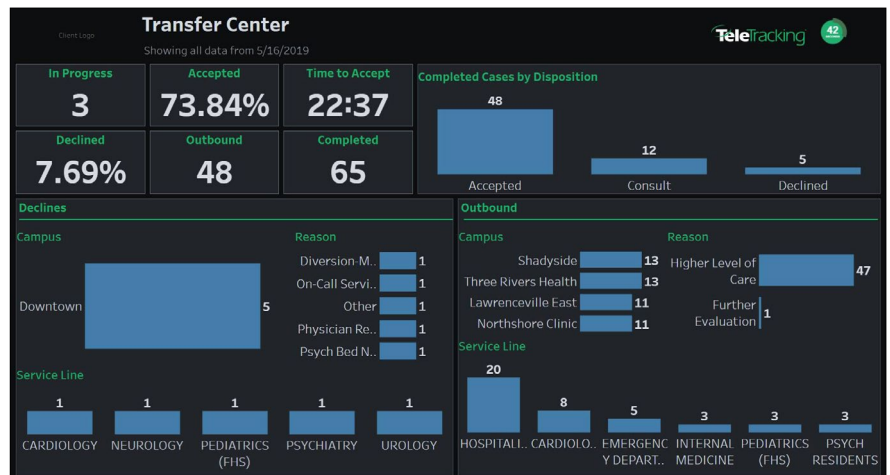
As an organisation scales, the need for visibility across a system becomes even more crucial. SIQ solution helps teams understand the full picture, identify workflow silos that may be impacting other departments and



Transfer Center Inbound Dynamic Report - Analyst View



Enterprise Transport Performance Dashboard - Command Center View



Enterprise Transfer Center Dashboard - Command Center View

quickly determine if issues are systemic or site-specific. Enterprise transparency, with dashboard data that refreshes automatically, allows operational leaders to standardise processes, benchmark against departments, and manage global performance initiatives over time. Identify Workflow Bottlenecks with Greater Precision

With SynapseIQ, operational data is presented in an easy to consume format with the ability to drill down for deeper analysis. Extensive drill down configurations delivers unprecedented visibility from the organisation down to the individual patient or employee, giving staff the precise insight, they need to optimise resources, drive accountability.

Furthermore, fully customisable content, state-of-the-art visualisations, subscription reports and data export capabilities give your health system unparalleled flexibility and offer a more personalised experience.

This is just the beginning...

The SynapseIQ data platform will evolve over time to include predictive and prescriptive capabilities and third-party data integrations—enabling true organisational transformation and more holistic patient care.

For front-line staff, TeleTracking's analytics solution permits self-service reporting, and with structured easily accessible data, analysts can quickly and easily conduct ad-hoc analyses. The easy-to-use tool allows for quick onboarding of your staff with minimal disruption to daily responsibilities.

SynapseIQ Analytics Scales with Your Organisation

No more time-consuming implementations with substantial investments from IT teams. As your organisation expands with the addition of new facilities, so does SynapseIQ Analytics.

Cloud hosting also eliminates onsite maintenance costs and required IT resources to support the system, and greatly speeds access to new features and updates. Smaller, more consumable updates are pushed more frequently which helps you innovate faster, without disrupting your team's everyday workflows.

To realise the benefits of SynapseIQ Analytics, you'll need a compatible version of our operational products including TeleTracking's core capacity management and patient flow solutions.